


Wudu step by step


ALWAYS START OFF WITH THE RIGHT SIDE!

www.qamardesigns.se



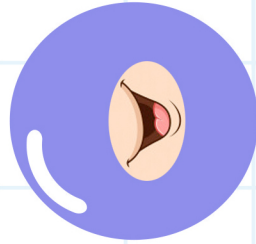
Intention

1x



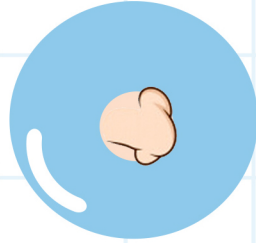
Hands

3x



Mouth

3x



Nose

3x



Face

3x




Arms

3x




Hair

1x



Ears

1x



Feet

3x

www.qamardesigns.se