

WHERE ARE THE EID GIFTS?!

**OH NO, THE DOOR IS LOCKED!
BUT WHERE IS THE KEY?**

IN ORDER TO FIND THE KEY, YOU FIRST HAVE TO COMPLETE SOME CHALLENGES. AFTER EACH COMPLETED CHALLENGE, YOU WILL RECEIVE A CLUE, AND THE CLUES WILL EVENTUALLY LEAD YOU TO WHERE THE KEY IS.

**YOU WILL HAVE TO WORK TOGETHER IN ORDER TO BE ABLE TO COMPLETE THE CHALLENGES,
AND YOU WILL HAVE TO THINK HARD!**

ARE YOU READY?

**GREAT! ONCE YOU HAVE FINISHED READING THIS LETTER AND ARE READY TO BEGIN,
READ THE INSTRUCTIONS TO YOUR FIRST CHALLENGE!**



CLUE #1

SAVE THE CLUE. AFTER YOU'VE
COMPLETED ALL THE CHALLENGES,
YOU WILL RECEIVE THE SECRET
CODE LANGUAGE.

L 0 0 †

CLUE #3

SAVE THE CLUE. AFTER YOU'VE
COMPLETED ALL THE CHALLENGES,
YOU WILL RECEIVE THE SECRET
CODE LANGUAGE.

Γ 0 0 †

CLUE #2

SAVE THE CLUE. AFTER YOU'VE
COMPLETED ALL THE CHALLENGES,
YOU WILL RECEIVE THE SECRET
CODE LANGUAGE.

∟ † ∩ † ∩

CLUE #4


SAVE THE CLUE. AFTER YOU'VE
COMPLETED ALL THE CHALLENGES,
YOU WILL RECEIVE THE SECRET
CODE LANGUAGE.


‡ † † 0 † †


CHALLENGE #1

WHICH SURAH ?


FIGURE OUT WHICH SURAH IN THE QURAN THE EMOJIS REPRESENT. ASK AN ADULT FOR A HINT IF YOU GET STUCK. WHEN YOU HAVE FIGURED OUT THEM ALL, SHOW TO AN ADULT. IF THEY ARE ALL CORRECT, YOU WILL RECEIVE CLUE #1 AND CHALLENGE #2.


1.  surat _____


2.  surat _____


3.  surat _____

4.  surat _____


5.  surat _____


6.  surat _____


7.  surat _____


8.  surat _____

9.  surat _____

10.  surat _____


11.  surat _____


12.  surat _____

13.  surat _____

14.  surat _____


15.  surat _____


16.  surat _____

17.  surat _____

18. 
 

surat _____

19.  surat _____

20.  surat _____

CHALLENGE #2

SCAVENGER HUNT

FIND ALL THE THINGS THAT ARE ON THE LIST BELOW AND SHOW AN ADULT THAT GETS TO CHECK OFF THAT YOU HAVE FOUND EVERYTHING, SO THAT YOU CAN RECEIVE CLUE #2 AND CHALLENGE #3.

- Something soft**
- Something yellow**
- Something see-through**
- Something glittery**
- Something heavy**
- Something red**
- Something smelly**
- Something tiny**
- Something blue**
- Something cold**
- Something that makes a noise**
- Something round**
- Something green**
- Something that smells nice**
- Something square**

CHALLENGE #3

SOLVE THE RIDDLE

BELOW IS A RIDDLE. FIRST, FIGURE OUT HOW TO READ IT. THEN, SOLVE THE RIDDLE, AND TELL THE ANSWER TO THE RIDDLE TO AN ADULT, WHO WILL GIVE YOU CLUE #3 AND CHALLENGE #4.

Which man is
never seen
but
smells?

CHALLENGE #4

FIND THE NUMBERS

SOLVE THE TWO PUZZLES BELOW. IN EACH PUZZLE, YOU WILL FIND A NUMBER, THAT TOGETHER FORM A BIGGER NUMBER. SAY THAT NUMBER TO AN ADULT TO RECEIVE THE LAST CLUE AND THE CODE LANGUAGE

Color the squares according to the instructions to the right.

Once you've finished, you will be able to make out a number!

1	2	4	3	1	2
2	3	2	1	4	1
1	4	1	2	1	2
2	3	4	3	2	1
1	4	1	2	4	2
2	3	2	1	3	1
1	2	3	4	1	2

1. Blue
2. Dark blue
3. Black
4. Red

Here, each number stands for a letter in the alphabet.

Decode the hidden number!

1	2	3	4	5	6	7	8	9	10	11	12	13
a	b	c	d	e	f	g	h	i	j	k	l	m

14	15	16	17	18	19	20	21	22	23	24	25	26
n	o	p	q	r	s	t	u	v	w	x	y	z

20 23 15

THE SECRET CODE LANGUAGE

HERE IS THE SECRET CODE LANGUAGE THAT YOU CAN USE
IN ORDER TO DECODE THE CLUES. THE CLUES ARE A MESSAGE
THAT WILL TELL YOU WHERE TO LOOK FOR THE KEY!

А	В	С	Д	Е	Г	Г	Г	И
A	B	C	D	E	F	G	H	I

У	К	Л	М	Н	О	П	Q	R	С	Т
J	K	L	M	N	O	P	Q	R	S	T

U	V	W	X	Y
U	V	W	X	Y